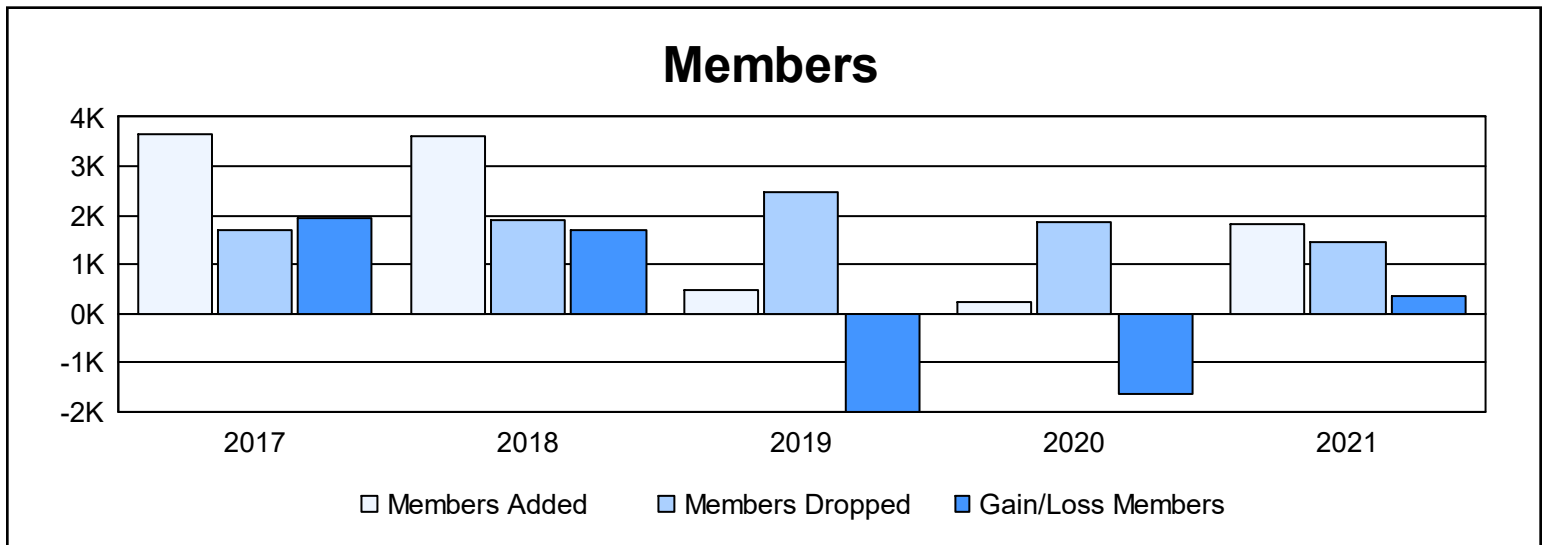
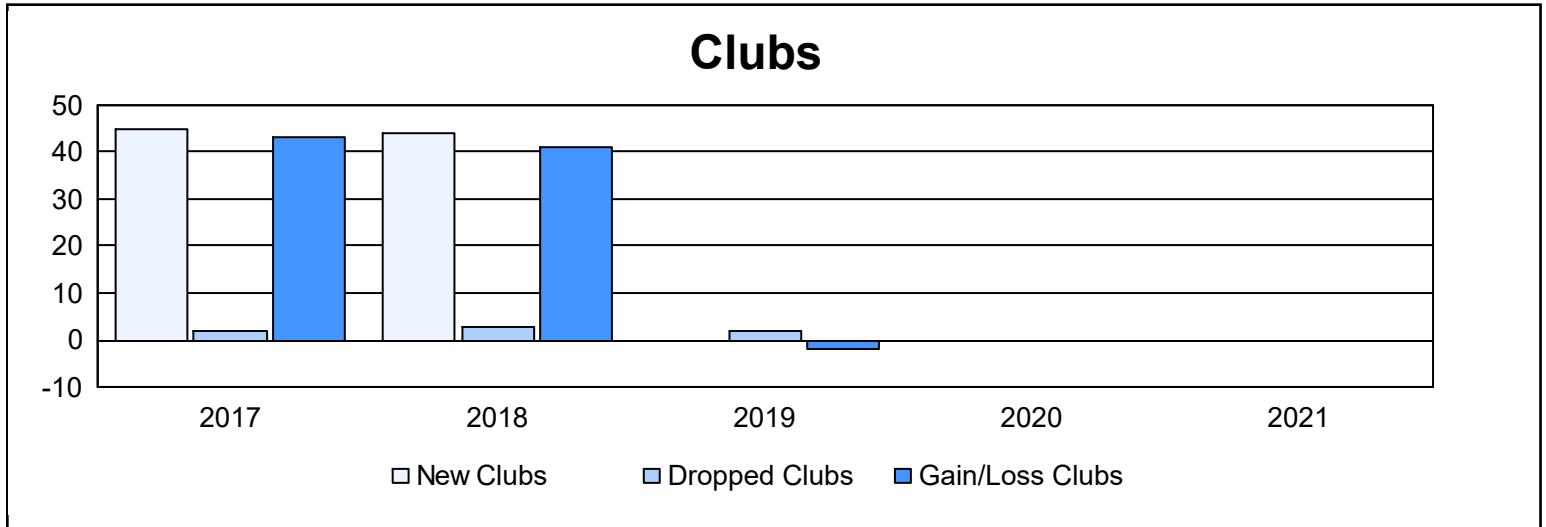
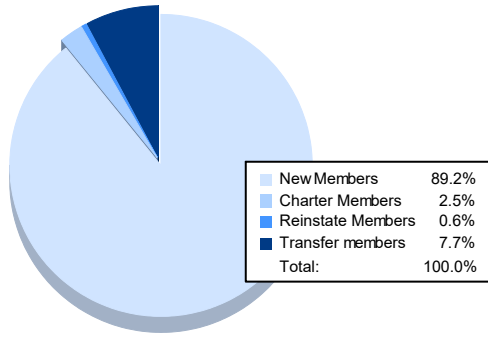


Year	New Clubs	Dropped Clubs	Gain/ Loss Clubs	New Members	Charter Members	Reinstate Members	Transfer Members	Total Member Added	Total Members Dropped	Gain/ Loss Members
2016-2017	45	2	43	1,770	1,752	14	105	3,641	1,693	1,948
2017-2018	44	3	41	1,935	1,586	22	70	3,613	1,915	1,698
2018-2019	0	2	-2	284	67	1	127	479	2,466	-1,987
2019-2020	0	0	0	2	83	6	154	245	1,867	-1,622
2020-2021	0	0	0	1,629	46	11	140	1,826	1,455	371
Average	18	1	16	1,124	707	11	119	1,961	1,879	82



Membership Composition June 2021 Cumulative



Gender Composition June 2021 Cumulative

